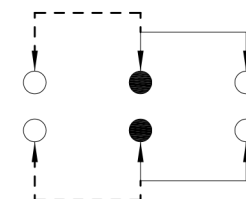
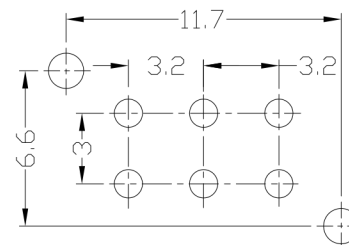
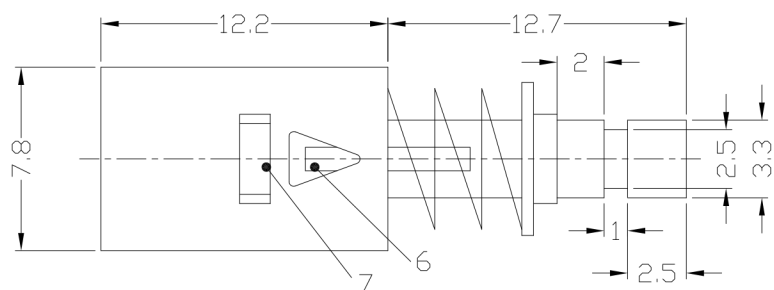




**RoHS Compliant**  
2002/95/EC

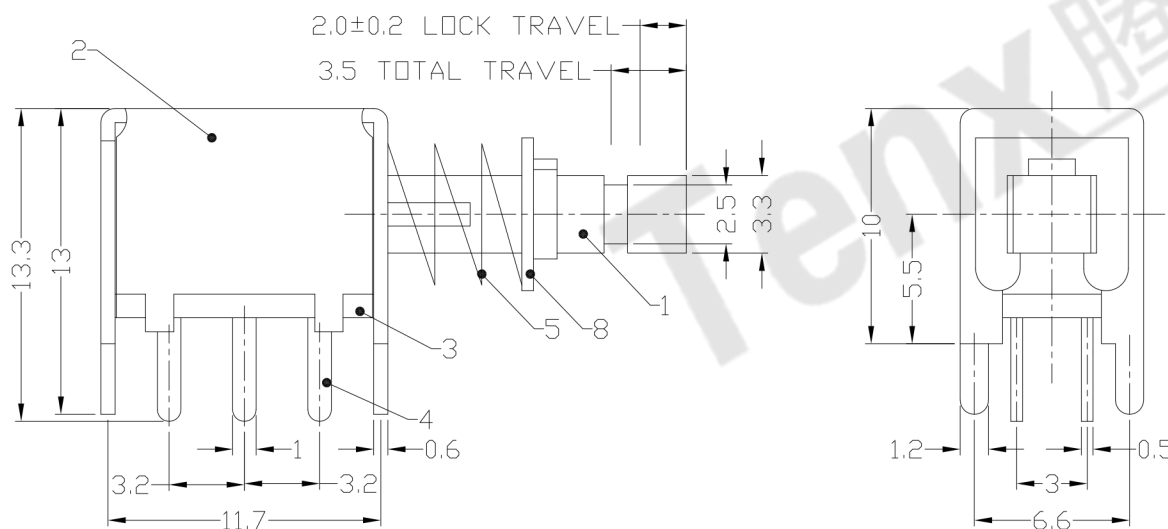
REV.	ECN. NO.	APPD.

### DIMENSIONS



P.C.B LAYOUT  
BOTTOM VIEW

CIRCUIT DIAGRAM



### ELECTRO-MECHANICAL CHARACTERISTICS

Refer to additional specifications

RATING	DC50V 0.3A	
CIRCUIT	2P2T	
CONTACT RESISTANCE	100mΩ MAX.	
TIMING	NON-SHORTING	
OPERATING MODE	SELF-LOCK	AP-22F02L
	NON-LOCK	AP-22F03N
STROKE	FULL 3.5mm	LOCK 2.0mm
OPERATING FORCE	250±100gf	
OPERATING LIFE(cycles)	10,000	

9	CLIP	PBS	2	Ag PLATED	WITHIN 1.5mm: ±0.1mm	UNITS mm
8	BLOCK	MILD STEEL	1	Ni PLATED	OVER 1.5mm: ±0.2mm	
7	SPRING PLATE	PBS	1	NATURAL		FINISH SEE NOTE
6	CAM STICK	BRASS	1	Ni PLATED		
5	SPRING	SUS	1	Ni PLATED		<small>THESE DRAWINGS AND SPECIFICATIONS ARE THE PROPERTY OF ACCURATE INNOVATECH INC AND SHALL NOT BE REPRODUCED, COPIED OR USED IN ANY MANNER WITHOUT THE PRIOR WRITTEN CONSENT OF ACCURATE INNOVATECH INC.</small>
4	TERMINAL	BRASS	6	Ag PLATED		
3	TERMINAL CASE	PHENOLIC RESIN	1	NATURAL		
2	COVER	MILD STEEL	1	Ni PLATED		
1	KNOB	PBT	1	BLACK		
ND.	PARTS	MATERIAL	Q'TY	FINISHING		

### 东莞市腾兴电子有限公司

TITLE:	PUSH SWITCH / HORIZONTAL			PART NO.:	AP-22F02L & AP-22F03N		
DR:	Ricky 2017/05/12			DWG NO.:	AZJ-22F0203		
CHKD:	Ricky 2017/05/12			SCALE	SHEET	REV.	CUSTOMER DRAWING
APPD:	3:1	1/1	A				