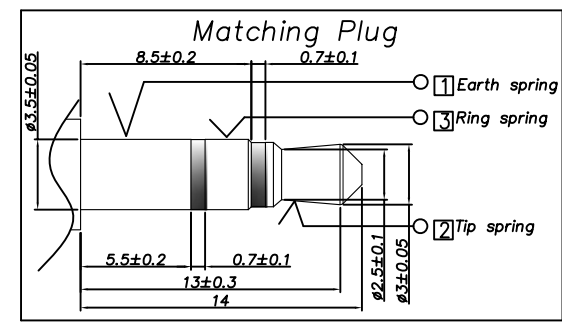
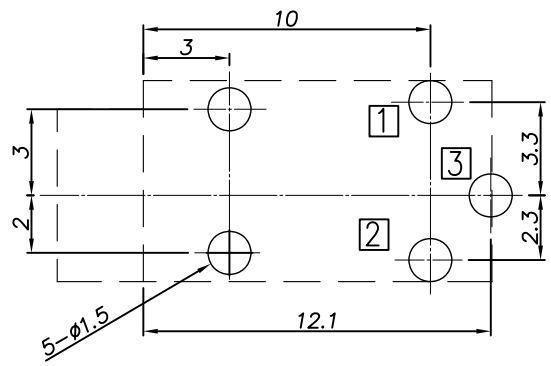
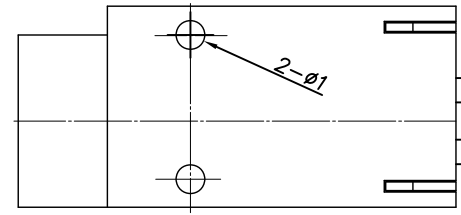


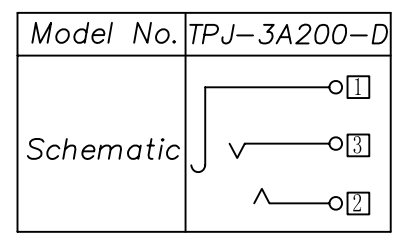
P. C. B Layout
(Copper-sided view)



Ordering information:

TPJ-3A200-D 0A T 00
(1) (2) (3) (4) (5) (6) (7)

- (1): Series No
- (2): Schematic option: D
- (3): Material of housing:
PB=PBT 66=PA66
- (4): Housing color:
0A=Black (Standard) 2_=Red
3_=Orange 4_=Yellow
5_=Green 6_=Blue
9_=White
- (5): Terminal plating
T=Tin (Sn) (Standard)
S=Silver (Ag)
- (6): Special option
00=No special option
- (7): Packing mode:
3=Plastic box packing
4=Bag packing



: TERMINAL NO.

SPECIFICATION

1. Rating : DC 30V 0.5A;
2. Contact resistance: $\leq 30m\Omega$;
3. Insulation resistance: $\geq 100M\Omega$ (DC250V);
4. Withstand voltage: 500VAC ;
5. Insertion and extraction force: 3-30N;
6. life test: 5000 cycles;
7. Sign"▲ "is importance dimension.

④	Ring Spring	②	1	Phosphor bronze	Tin plating
③	Tip Spring	③	1	Phosphor bronze	Tin plating
②	Earthing terminal	<input type="checkbox"/>	1	Phosphor bronze	Tin plating
①	Housing		1	PBT/PA66	
NO.	DESCRIPTION		QTY	MATERIAL	REMARK

TENGXING ELECTRONICS CO.,LTD

TOLERANCES UNLESS OTHERWISE SPECIFIED LINEAR: ± 0.30 ANGULAR: $\pm 3^\circ$	SIGNATURES		DATE	TITLE
	DRAWN	Amy	2007.12.02	EARPHONE JACK
	CHK'D	Alex	2007.12.02	
REVISIONS	SCALE	APPV'D	NO.	
A	5/1	Rex	2007.12.02	TPJ-3A200

△			
△			
△			
△			
△			
SYM	DISCRIPTION	DATE	APPROVED
1			
2			
3			