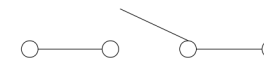
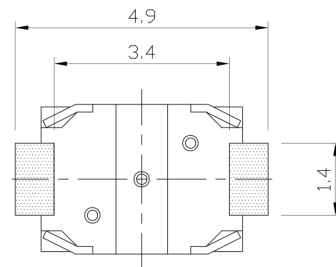
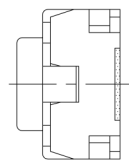
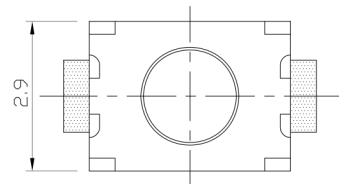




RoHS  
Compliant  
2002/95/EC

REV.	ECN. NO.	APPD.

### DIMENSIONS



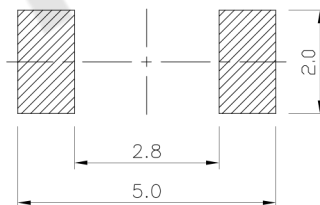
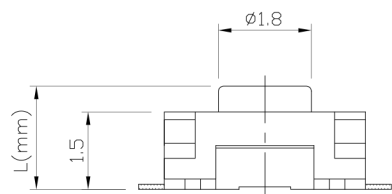
CIRCUIT DIAGRAM

### MODEL CODE

AT-1185-Z

	L(mm)	COLOR
Z	1.5	BK
A	2.0	BK
B	2.5	BK

### P.C.B MOUNTING PATTERN DIMENSION (ALL TOLERANCE:±0.05)



### ELECTRO-MECHANICAL CHARACTERISTICS

Refer to additional specifications

RATING	DC12V 50mA	
CONTACT RESISTANCE	100mΩ MAX.	
TRAVEL	0.2±0.1mm	
OPERATING FORCE	160±30gf	220±50gf
OPERATING LIFE(cycles)	100,000	

8					.X ±0.2	X. ±2'	UNITS	mm	<b>东莞市腾兴电子有限公司</b> TITLE: TACT SWITCH      PART NO.: AT-1185 SERIES DR: <i>Ricky</i> 2015/05/07      DWG NO.: AKS-1185 CHKD: <i>Ricky</i> 2015/05/07 APPD:
7							MAT'L		
6							SEE NOTE		
5							FINISH		
4							SEE NOTE		
3							Q'TY		
2									
1									
NO.	PARTS	MATERIAL	Q'TY	FINISHING					SCALE SHEET REV. CUSTOMER DRAWING
	1								8:1 1/1 A

THESE DRAWINGS AND SPECIFICATIONS ARE THE PROPERTY OF ACCURATE INNOVATECH INC AND SHALL NOT BE REPRODUCED, COPIED OR USED IN ANY MANNER WITHOUT THE PRIOR WRITTEN CONSENT OF ACCURATE INNOVATECH INC.