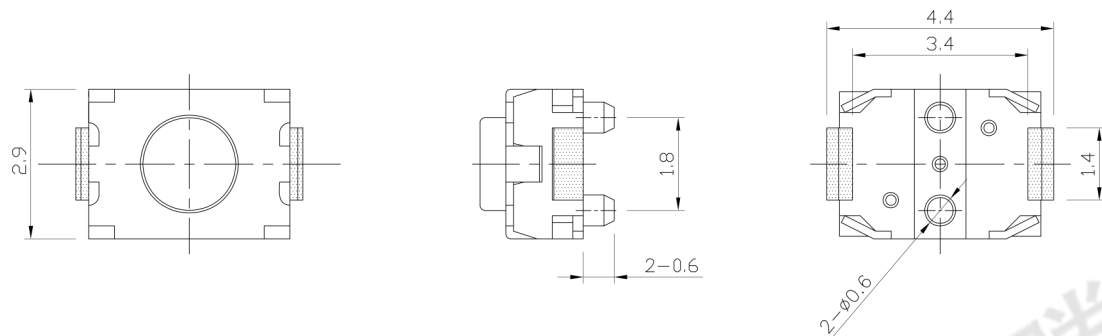




RoHS
Compliant
2002/95/EC

REV.	ECN. NO.	APPD.

DIMENSIONS

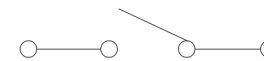


MODEL CODE


AT-1185UE-□

	L(mm)	COLOR
Z	1.5	BK
A	2.0	BK
B	2.5	BK

CIRCUIT DIAGRAM



P.C.B MOUNTING PATTERN DIMENSION (ALL TOLERANCE:±0.05)



ELECTRO-MECHANICAL CHARACTERISTICS

Refer to additional specifications

RATING	DC12V 50mA	
CONTACT RESISTANCE	100mΩ MAX.	
TRAVEL	0.2±0.1mm	
OPERATING FORCE	160±30gf	220±50gf
OPERATING LIFE(cycles)	100,000	

NO.	PARTS	MATERIAL	Q'TY	FINISHING	.X ±0.2	X. ±2'	UNITS
8							mm
7							
6							MAT'L
5							SEE NOTE
4							FINISH
3							SEE NOTE
2							Q'TY
1							

THESE DRAWINGS AND SPECIFICATIONS ARE THE PROPERTY OF ACCURATE INNO TECH INC AND SHALL NOT BE REPRODUCED, COPIED OR USED IN ANY MANNER WITHOUT THE PRIOR WRITTEN CONSENT OF ACCURATE INNO TECH INC.

东莞市腾兴电子有限公司

TITLE:	TACT SWITCH	PART NO.:	AT-1185UE SERIES		
DR:	Ricky 2015/05/07	DWG NO.:	AKS-1185UE		
CHKD:	Ricky 2015/05/07	SCALE	SHEET	REV.	CUSTOMER DRAWING
APPD:		8:1	1/1	A	