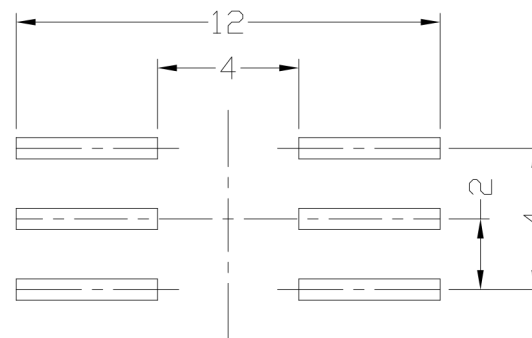
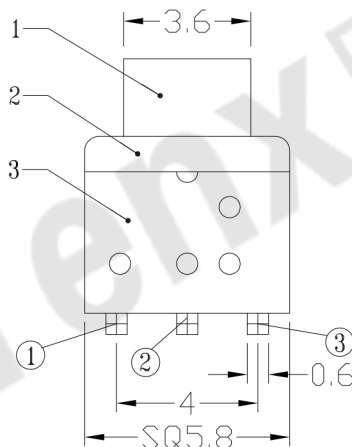
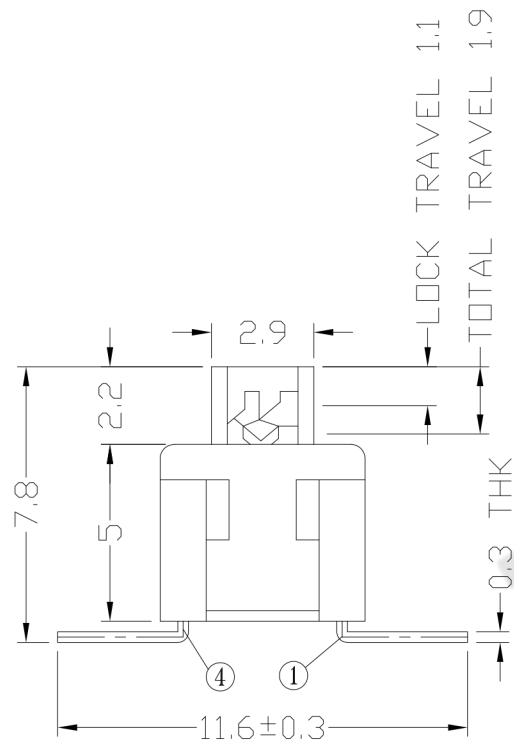




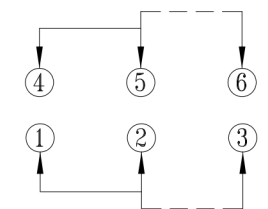
RoHS
Compliant
2002/95/EC

REV.	ECN. NO.	APPD.

DIMENSIONS



P.C.B LAYOUT



CIRCUIT DIAGRAM

ELECTRO-MECHANICAL CHARACTERISTICS

Refer to additional specifications

RATING	DC12V 0.1A	
CIRCUIT	2P2T	
CONTACT RESISTANCE	70mΩ MAX.	
TIMING	NON-SHORTING	
OPERATING MODE	SELF-LOCK	AP-2216SFL
	NON-LOCK	AP-2216SFN
STROKE	FULL 1.9mm	LOCK 1.1mm
OPERATING FORCE	150±50gf	250±100gf
OPERATING LIFE(cycles)	10,000	

NO	PARTS	MATERIAL	QTY	FINISHING
6				WITHIN 1.5mm: ±0.1mm
5	CAM STICK	SUS	1	NATURAL
4	SPRING	SUS	1	NATURAL
3	CASE	NYLON+F.G/BRASS STRIP	1	GREY/Ag PLATED OVER Ni PLATED
2	COVER	POM	1	BLACK
1	KNOB	POM/PBS C5210R-EH	1	WHITE/Ag CLAD

THESE DRAWINGS AND SPECIFICATIONS ARE THE PROPERTY OF ACCURATE INNO TECH INC AND SHALL NOT BE REPRODUCED, COPIED OR USED IN ANY MANNER WITHOUT THE PRIOR WRITTEN CONSENT OF ACCURATE INNO TECH INC.

UNITS mm

MAT'L

SEE NOTE

FINISH

SEE NOTE

Q'TY



东莞市腾兴电子有限公司

TITLE:
PUSH SWITCH / VERTICAL

DR: Ricky 2015/03/25

CHKD: Ricky 2015/03/25

PART NO.:
AP-2216SFL & AP-2216SFN

DWG NO.:
ADJ-2216SF

SCALE	SHEET	REV.	CUSTOMER DRAWING
5:1	1/1	A	