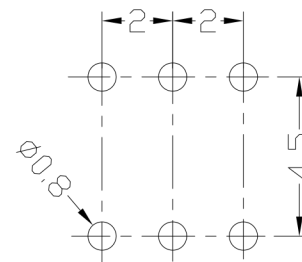
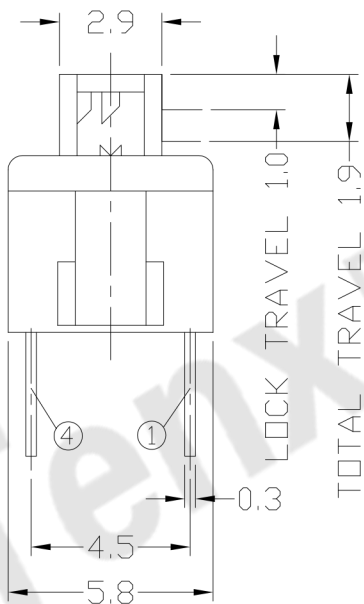
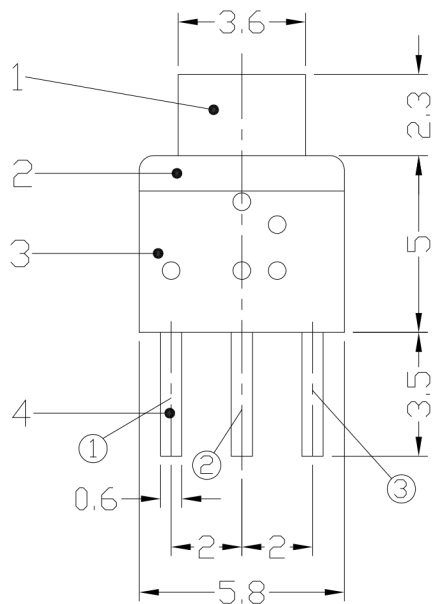




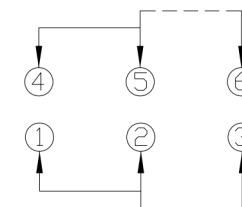
RoHS
Compliant
2002/95/EC

REV.	ECN. NO.	APPD.

DIMENSIONS



P.C.B LAYOUT
TOP VIEW



CIRCUIT DIAGRAM

ELECTRO-MECHANICAL CHARACTERISTICS

Refer to additional specifications

RATING	DC12V 0.1A	
CIRCUIT	2P2T	
CONTACT RESISTANCE	70mΩ MAX.	
TIMING	NON-SHORTING	
OPERATING MODE	SELF-LOCK	AP-2216FL
	NON-LOCK	AP-2216FN
STROKE	FULL 1.9mm	LOCK 1.0mm
OPERATING FORCE	180±60gf	250±100gf
OPERATING LIFE(cycles)	10,000	

7	CONTACT	PBS	2	AG COATING
6	SPRING	SUS WIRE	1	NATURAL
5	LOCK PIN	SUS WIRE	1	Ni PLATED
4	TERMINAL	BRASS STRIP	6	Ag PLATED
3	COVER	POM	1	BLACK
2	CASE	NYLON+F.G	1	GREY
1	KNOB	POM	1	WHITE
NO	PARTS	MATERIAL	QTY	FINISHING

WITHIN 1.5mm: ±0.1mm	UNITS mm
OVER 1.5mm: ±0.2mm	MAT'L
	SEE NOTE
	FINISH
	SEE NOTE
	Q'TY

THESE DRAWINGS AND SPECIFICATIONS ARE THE PROPERTY OF ACCURATE INNOVATECH INC AND SHALL NOT BE REPRODUCED, COPIED OR USED IN ANY MANNER WITHOUT THE PRIOR WRITTEN CONSENT OF ACCURATE INNOVATECH INC.

东莞市腾兴电子有限公司			
TITLE: PUSH SWITCH / VERTICAL	PART NO.: AP-2216FL & AP-2216FN		
DR: <i>Ricky</i> 2017/05/15	DWG NO.: AZJ-2216F		
CHKD: <i>Ricky</i> 2017/05/15	SCALE	SHEET	REV.
APPD:	6:1	1/1	A
			CUSTOMER DRAWING