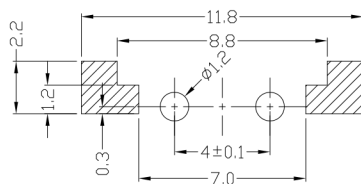
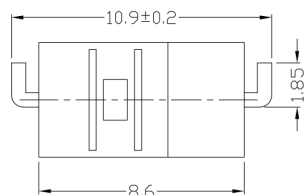




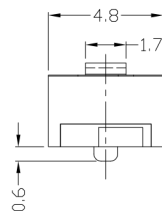
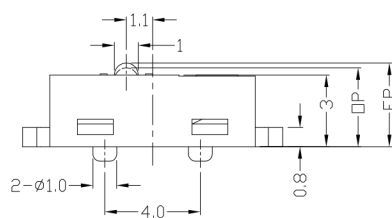
RoHS
Compliant
2002/95/EC

REV.	ECN.	NO.	APPD.

DIMENSIONS



P.C.B LAYOUT
TOP VIEW

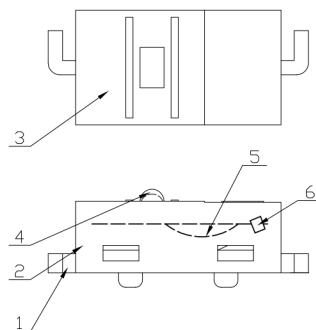


CIRCUIT DIAGRAM

1.Functional spec

1.1 Rated Voltage	DC48V/AC125V
1.2 Rated Current	0.1A
1.3 Contact Resistance	≤300mΩ(Initial value)
1.4 Operating Force	70±20gf
1.5 Bounce Time	
1.6 Free Position	3.5±0.3mm
1.7 Operating Position	3.3±0.3mm
1.8 Position Travel	
1.9 Return Force	

Structure chart



MODEL CODE

DS030C-00M-70-T
1 2 3 4 5

- 1.Series : DS030C
- 2.Actuator Button : 00=Non-lever
- 3.Termination : M=SMD
- 4.Operating Force : see chart
- 5.Packing : T=Tape Reel (1,200pcs/Reel)

2.Reliable Rating

2.1 Mechanical Life	3,000,000 CYCLES
2.2 Electrical Life	3,000,000 CYCLES
2.3 Insulation Resistance	≥100MΩ DC250V
2.4 Withstand Voltage	AC250V 1 minute
2.5 Soldering Technic	Hand/Reflow soldering
2.6 Operating Temper	-25°C ~ +80°C
2.7 Ambient Humidity Used	<85%RH

Material list

NO.	PARTS	MATERIAL	Q'TY	FINISHING
8				
7				
6	Contact	Silver alloy	1	
5	Spring Plate	C1720	1	
4	Button	Nylon	1	
3	Case	Nylon	1	
2	Base	Nylon	1	
1	Terminal	C2680	2	

Tolerance:±0.2	UNITS mm
	MAT'L SEE NOTE
	FINISH SEE NOTE
	Q'TY

THESE DRAWINGS AND SPECIFICATIONS ARE THE PROPERTY OF ACCURATE INNOVATION INC AND SHALL NOT BE REPRODUCED, COPIED OR USED IN ANY MANNER WITHOUT THE PRIOR WRITTEN CONSENT OF ACCURATE INNOVATION INC.

东莞市腾兴电子有限公司

TITLE: Miniature MICRO SWITCH DS030C SERIES	PART NO.: DS030C-00M-70-T
DR: <i>Ricky</i> 2017/7/19	DWG NO.: ATD-00M-70-T
CHKD: <i>Ricky</i> 2017/7/19	SCALE SHEET REV. CUSTOMER DRAWING
APPD:	1:1 1/1 A