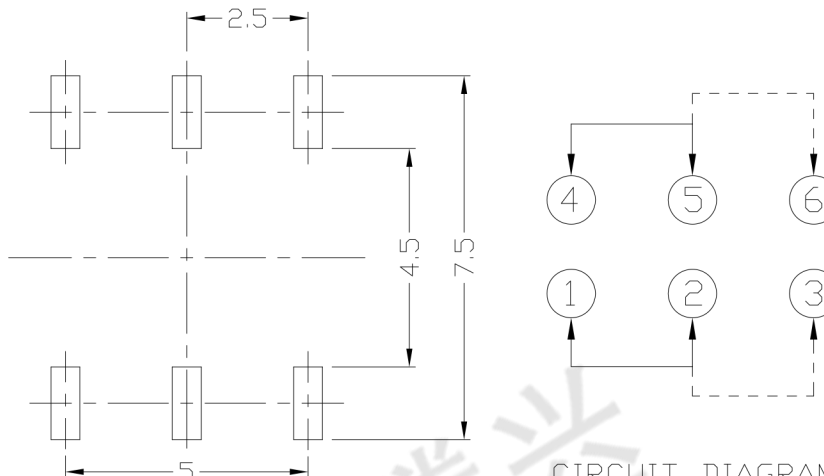
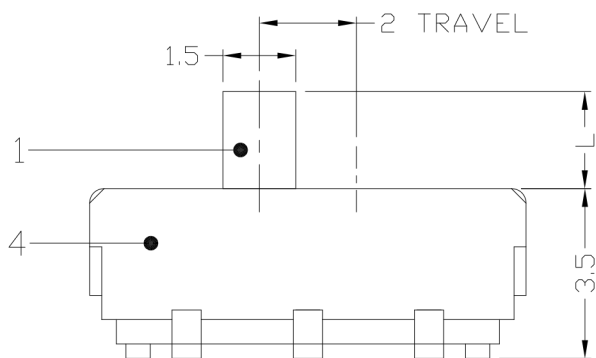
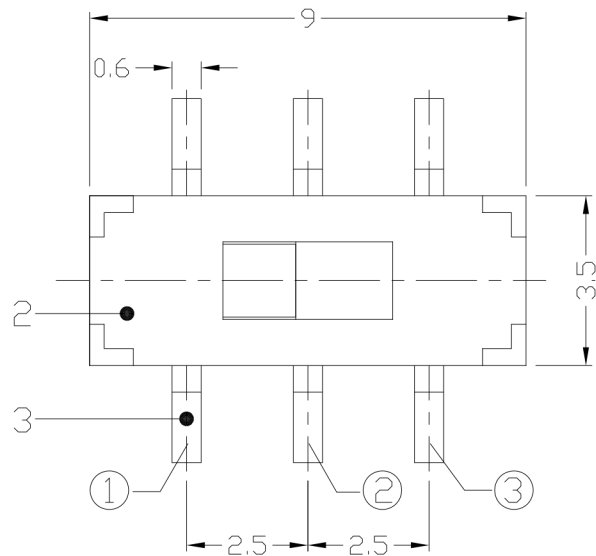




RoHS
Compliant
2002/95/EC

REV.	ECN.	NO.	APPD.

DIMENSIONS



P.C.B LAYOUT
TOP VIEW

MODEL CODE

AS-2235S - B

L (mm)	Knob Color
- 2.0	B Black
B 3.0	W White

CIRCUIT DIAGRAM

ELECTRO-MECHANICAL CHARACTERISTICS

Refer to additional specifications

RATING	DC6V 0.3A
CIRCUIT	2P2T
TIMING	NON-SHORTING
CONTACT RESISTANCE	100mΩ MAX.
TRAVEL	2mm
OPERATING FORCE	250±150gf
OPERATING LIFE(cycles)	10,000

8					
7					
6					
5	CONTACT	PBS	2	Ag CLAD	
4	CASE	NYLON+F.G/PA6T	1	BLACK	
3	TERMINAL	BRASS STRIP	1	Ag PLATED	
2	COVER	SUS	1	WASHING	
1	KNOB	NYLON+F.G/PA46	1	WHITE/BLACK	
NO.	PARTS	MATERIAL	Q'TY	FINISHING	

WITHIN 1.5mm:±0.1mm
OVER 1.5mm:±0.2mm

THESE DRAWINGS AND SPECIFICATIONS ARE THE PROPERTY OF ACCURATE INNO TECH INC AND SHALL NOT BE REPRODUCED, COPIED OR USED IN ANY MANNER WITHOUT THE PRIOR WRITTEN CONSENT OF ACCURATE INNO TECH INC.

UNITS mm
MAT'L SEE NOTE
FINISH SEE NOTE
Q'TY

东莞市腾兴电子有限公司

TITLE: MINI SLIDE SWITCH / VERTICAL	PART NO.: AS-2235S SERIES
DR: <i>Ricky</i> 2016/12/22	DWG NO.: AZJ-2235S
CHKD: <i>Ricky</i> 2016/12/22	SCALE SHEET REV. CUSTOMER 6:1 1/1 A DRAWING
APPD:	