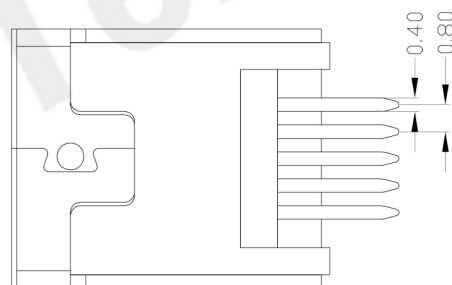
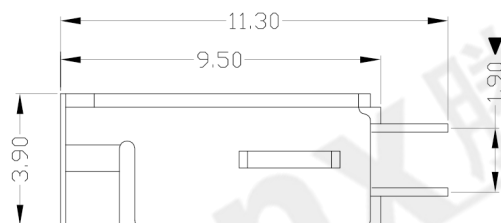
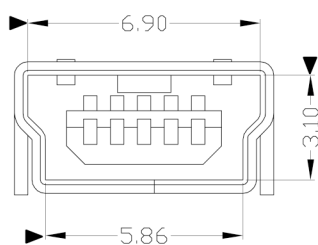
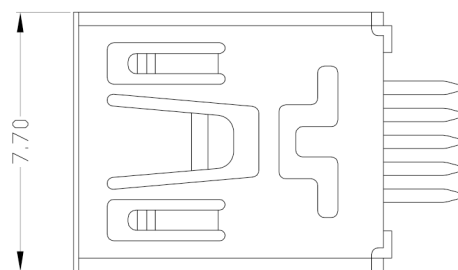




**RoHS  
Compliant**  
2002/95/EC

REV.	ECN.	NO.	APPD.



**NOTES:**

- ELECTRICAL:**
  - VOLTAGE CURRENT RATING: 1.0AMP,30V AC;
  - INSULATION RESISTANCE: 100MΩ MIN;
  - CONTACT RESISTANCE: 50mΩ MAX;
  - WITHSTANDING VOLTAGE: 300V AC;
  - OPERATING TEMPERATURE:-55°C TO +85°C.
- Mechanical:**
  - Mating Force: 30N MAX
  - Unmating Force: 7N MIN.
- DIMENSIONS MARKED "▼" TO BE CHECKED BY Q.C & IPQC.**
- PART NO.**

MUBF-05\*N-4BS82

1: Au 1U"  
6: Au 30U"

W: WHITE  
B: BLACK  
1: PBT  
2: PA6T  
3: PA9T  
4: LCP

**Bill of materials:**

NO	PARTS	MATERIAL	QTY	FINISHING	X. ±0.35	X.* ±2*	UNITS	东莞市腾兴电子有限公司																															
3	HOUSING	LCP	1	UL94V-0	.X ±0.3	.X* ±1*	mm	<table border="1"> <tr> <td colspan="2">TITLE:</td> <td colspan="2">PART NO.:</td> </tr> <tr> <td colspan="2">MINI USB 5P/F 180° 焊线式B型(无脚)</td> <td colspan="2">MUBF-05*N-4BS82</td> </tr> <tr> <td colspan="2">DR: gan 2012/7/02</td> <td colspan="2">DWG NO.:</td> </tr> <tr> <td colspan="2">CHKD: gan 2012/7/02</td> <td colspan="2">AII-S82</td> </tr> <tr> <td colspan="2">APPD:</td> <td>SCALE</td> <td>SHEET</td> <td>REV.</td> <td>CUSTOMER DRAWING</td> </tr> <tr> <td colspan="2"></td> <td>1:1</td> <td>1/1</td> <td>B</td> <td></td> </tr> </table>				TITLE:		PART NO.:		MINI USB 5P/F 180° 焊线式B型(无脚)		MUBF-05*N-4BS82		DR: gan 2012/7/02		DWG NO.:		CHKD: gan 2012/7/02		AII-S82		APPD:		SCALE	SHEET	REV.	CUSTOMER DRAWING			1:1	1/1	B	
TITLE:		PART NO.:																																					
MINI USB 5P/F 180° 焊线式B型(无脚)		MUBF-05*N-4BS82																																					
DR: gan 2012/7/02		DWG NO.:																																					
CHKD: gan 2012/7/02		AII-S82																																					
APPD:		SCALE	SHEET	REV.	CUSTOMER DRAWING																																		
		1:1	1/1	B																																			
2	SHELL	COPPER ALLOY	1	PLATED NICKEL	.XX ±0.25	.XX*	SEE NOTE																																
1	TERMINAL	COPPER ALLOY	5	PLATED GOLD/TIN	.XXX ±0.15	.XXX*	SEE NOTE																																
					<small>THESE DRAWINGS AND SPECIFICATIONS ARE THE PROPERTY OF ACCURATE INNTECH INC AND SHALL NOT BE REPRODUCED, COPIED OR USED IN ANY MANNER WITHOUT THE PRIOR WRITTEN CONSENT OF ACCURATE INNTECH INC.</small>		Q'TY	CHKD:	APPD:																														
							SEE NOTE																																

